





2013 NC Level 2/3 State Championships

Team Results

Dec 14-15, 2013

Page: 1
 Printed: 12/15/2013 2:25:04 PM
 Women / 2 / All Ages
 Session: All





Rank	Gym	Team	Score				
1	KPAC	*	114.300	27.850 2	28.500 1	29.225 1	28.725 1
	2035	Bridget Dixon		9.325		9.650	9.475
	2033	Kenedi Payton		9.275	9.550	9.800	9.550
	2034	Peyton Bruce		9.250	9.475	9.775	9.700
	2036	Amber Stamey			9.475		
2	Rose's	*	112.050	28.000 1	27.525 6	28.375 3	28.150 3
	2064	Bridget Smith		9.450	9.200	9.625	9.400
	2065	Noelia Velazquez		9.325	9.175	9.375	9.350
	2070	Haley Holland		9.225			
	2066	Isabel Webb			9.150	9.375	
	2068	Abigail Moore					9.400
3	Sonshine	*	111.500	26.750 9	28.025 2	28.400 2	28.325 2
	2083	Lynley Pusey		9.000	9.325		9.425
	2078	Sinead Valero		8.875		9.425	
	2087	Sophia Hall		8.875	9.250		
	2085	Kyla Petrocci			9.450	9.475	9.475
	2080	Lorelei Camilleri				9.500	9.425
4	Team Attraction	*	110.725	27.475 4T	27.650 4	27.600 4	28.000 4T
	2113	Sadie Winsted		9.175	9.025		
	2118	Amelia Jakubowski		9.150	9.300		9.400
	2111	Nell Jakubowski		9.150			
	2116	Sarah Dyk			9.325	9.375	
	2115	Creslyn Brose				9.125	9.325
	2114	Anna Zheng				9.100	
	2112	Ama Mensah-boone					9.275
5	G & J Speedway	*	110.200	27.425 6	27.550 5	27.525 5	27.700 7
	2013	Mariama Hunt		9.250	9.525	9.425	9.450
	2020	Molly Haughey		9.175	9.175	9.225	9.100
	2019	Stephanie Waid		9.000			
	2016	Lauren Hillin			8.850	8.875	
	2022	Charity Williams					9.150

2013 NC Level 2/3 State Championships

Team Results

Dec 14-15, 2013

Page: 2
 Printed: 12/15/2013 2:25:04 PM
 Women / 2 / All Ages
 Session: All





Rank	Gym	Team	Score				
6	Superior	*	109.825	27.475 5T	27.700 3	27.025 8T	27.625 8
	2105	Sarah Gracely		9.300	9.275	8.975	9.250
	2107	Claire Peeples		9.175	9.275		9.125
	2099	Reianna Jones		9.000			
	2103	Isabelle Thornton			9.150		
	2102	Gabriella Thomas				9.050	
	2101	Gabrielle Nelson				9.000	
	2109	Marley Torsiello					9.250
7	Top Notch	*	109.675	27.575 3	27.400 7	26.700 11	28.000 5T
	2121	Christina Pellettiere		9.250	9.200	8.900	9.275
	2122	Jahaila Wright		9.225			
	2123	Paige Kohl		9.100			9.350
	2125	Carter Smith			9.125	8.875	9.375
	2120	Kaelyn Gabrenas			9.075	8.925	
8	Carolina	*	108.775	26.350 11	27.375 8	27.300 6	27.750 6
	2004	Oleisha Murphy		8.850			
	2011	Makenna Fay		8.775	8.850	8.975	
	2008	Riley Rhodes		8.725	9.400	9.325	9.150
	2012	Grayson Gibson			9.125		9.300
	2005	Jenny Reynolds				9.000	9.300
9	High Point	*	108.275	26.900 7T	27.300 9	27.075 7	27.000 11
	2026	Greyson Hepner		9.050		9.125	
	2030	Ellison Roy		8.950	9.325	8.775	9.050
	2025	Kennady Chavarria		8.900	9.125		9.075
	2027	Mallory Atkinson			8.850	9.175	8.875
10	Summit School	*	108.175	26.500 10	27.100 10	26.975 10	27.600 9
	2088	Jeannie Reed		9.050	9.150	9.050	9.200
	2094	Elizabeth Smith		8.800	8.950	9.025	9.150
	2093	Cally Blanco		8.650			
	2091	Jillian Laurienti			9.000		9.250
	2090	Emma Gray				8.900	

2013 NC Level 2/3 State Championships

Team Results

Dec 14-15, 2013

Page: 3
 Printed: 12/15/2013 2:25:04 PM
 Women / 2 / All Ages
 Session: All





Rank	Gym	Team	Score				
11	Omega	*	107.450	26.900 8T	26.950 11	26.650 12	26.950 12
	2061	Brielle Lancaster		9.125	9.250	9.050	9.150
	2060	Jennifer Musiol		8.925	8.650		
	2057	Mia Vansoelen		8.850			
	2063	Cossima Smith			9.050	8.800	8.825
	2062	Daisy Barbour				8.800	
	2058	Emily Carey					8.975
12	Lake Norman	*	106.750	26.050 13	26.525 12	27.025 9T	27.150 10
	2041	Alyssa Galvin		8.975	9.150	9.250	9.075
	2039	Sarah Stanaland		8.600	8.675		
	2038	Emma Perry		8.475	8.700	8.475	9.075
	2040	Brianna Kelly				9.300	9.000
13	Shooting Stars	*	105.475	26.275 12	26.375 14	26.525 13	26.300 13
	2075	Hannah Cutter		8.800	8.600	8.900	
	2073	Makayla Little		8.750			
	2072	Arlie Priestley		8.725			8.675
	2076	Callie Stamey			9.250	8.725	8.875
	2074	Katherine Mccracken			8.525		
	2077	Bailey Smith				8.900	8.750
14	New Bern	*	104.100	25.575 15	26.050 15	26.325 14	26.150 14
	2049	Savannah Anderson		8.650	8.900	8.800	
	2053	Meagan Stevenson		8.475	8.575	8.550	8.600
	2051	Megan Widener		8.450	8.575		
	2048	Abigail Bean				8.975	9.000
	2050	Lillian Moore					8.550
15	Langley	*	103.750	25.650 14	26.450 13	25.600 15	26.050 15
	2047	Sarah Payne		8.575	8.900	8.400	
	2046	Bethany Castillo		8.550		8.550	8.750
	2043	Savannah Bain		8.525	8.825		
	2044	Nathalie Fletcher			8.725	8.650	8.650
	2045	Grace Moreau					8.650

2013 NC Level 2/3 State Championships

Team Results

Dec 14-15, 2013

Page: 4
 Printed: 12/15/2013 2:25:04 PM
 Women / 2 / All Ages
 Session: All

Rank	Gym	Team	Score				
16	New River	*	96.375	24.550 16	23.925 16	23.100 16	24.800 16
	2056	Evie Robbins		8.400	8.175	7.650	8.875
	2054	Emmi Cheek		8.350	8.250	8.275	8.050
	2055	Abbey Mosteller		7.800	7.500	7.175	7.875